



Lazy Gal work-clothes quilt, 2002, cotton fabric, Annie Mae Young (American, 1928–2013), designer/maker, purchase with funds from Peggy, Margaret, and Mary Rawson Foreman and gift of the artist and the Tinwood Alliance in honor of Rawson, 2005.304.

Stop 5: Material

What kinds of materials do you see in this quilt?

Do you think the fabrics were used for some other purpose before they became a quilt?

Why would a quilter reuse materials?

What other materials could be used to make a quilt?



Insect Icon tapestry, 2005–2006, metallic and silk thread tapestry with the addition of freshwater pearls, coral, and turquoise beads sewn on leather, Jon Eric Riis (American, born 1945), designer/maker, purchase with funds from the Fraser-Parker Foundation in memory of Nancy Fraser Parker, who loved the decorative arts, 2009.7.

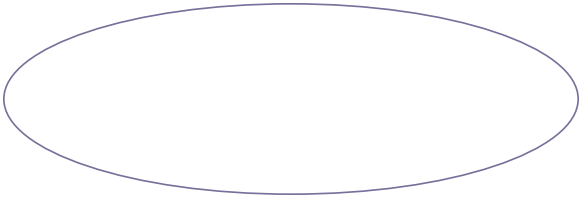
Stop 6: Imagery

The finely woven imagery in the *Insect Icon* tapestry symbolizes metamorphosis, the process during which an insect develops into an adult. A tapestry is a heavy piece of fabric with a woven pattern or picture.

Why might an artist include images in a tapestry?

Can you list the insects you see?

Use the shape below as a starting point to design your own insect inspired by the tapestry.



HIGH MUSEUM OF ART ATLANTA



Textiles

El Anatsui (Ghanaian, born 1944), *Taago*, 2006, aluminum and copper wire, purchase with funds from the Fred and Rita Richman Special Initiatives Endowment Fund for African Art and Joan N. Whitcomb, 2007.1.

Student Gallery Guide



Stop 1: Pattern

Head to the Lower Level of the Wieland Pavilion to begin today's tour. Find the *Noblewoman's Ceremonial Overskirt*.

This cloth was made for a woman of royal rank or high social status. The center of this cloth is divided into eighteen pattern blocks. Within each block, every design is different.

What shapes do you see?

Describe the patterns in the cloth.

In the boxes below, draw some of the patterns you see here or create patterns of your own, inspired by this textile.

--	--	--	--

Stop 2: Ancestry


On the same level of the Museum, you will find the *Egungun Masquerade Costume*.

Take a moment to look closely at this work of art. Use adjectives to describe what you see.

The outer layers of this mask are made from imported velvets and factory-manufactured cloth, while the inner layers are made of handspun, hand-woven, indigo-dyed cotton cloth. Cowrie shells adorn the front of the mask and cascade in multiple strands both above and below. The costume is topped by a carved wooden bird's head.

Can you find the following materials? Describe where you see them on the masquerade costume:

1. Velvets and manufactured cloth 2. Handspun, hand-woven, indigo-dyed cotton cloth 3. Cowrie shells 4. Wooden bird's head



Masks like this one are worn at annual street festivals held in honor of Yoruban ancestors. An ancestor is a person from whom one is descended or who lived in the past.

If you were to create a mask celebrating your ancestors, which materials might you use? Would you include an animal? If so, which one?




Stop 3: Tradition

Take the elevator to the Skyway Level. Cross the bridge to find the folk and self-taught art galleries. Here you will find the *Blocks and Strips* quilt by Irene Williams.

Gee's Bend, Alabama, is a small, remote community located along the Alabama River. The first African Americans to live here were enslaved by Joseph Gee, for whom the town is named. For four generations, women in this community have been creating quilts known for their patterns, materials, and bold colors. The tradition of quilting is passed along from mother to daughter.

What is a tradition? Do you have any traditions that have been handed down to you?

In 2006, the United States postal service issued a series of postage stamps featuring Gee's Bend quilts. Design your own postage stamp inspired by the *Blocks and Strips Quilt*.



Stop 4: Nature

The remainder of the stops on this scavenger hunt are located on the Third Level of the Stent Family Wing. Begin by visiting *Tide Pools* in Gallery 304.

Tide pools are areas on rocks near the ocean that fill with seawater when the tide retreats. Tide pools can be small, shallow puddles found high up on the shore or huge, deep holes nearer to the sea.

What similarities can you find between this quilt, titled *Tide Pools*, and the photo of tide pools below?

What is something in nature that you find inspiring?

Imagine you were to make a quilt inspired by what you wrote above. What colors would you include? What shapes? What patterns? Sketch the quilt in the space below.

