

H I G H



Sensory Guide



This guide has useful information to prepare you for your visit to the High Museum of Art, including how to get here, what you can see and do while at the museum, and what sensory resources are available during your visit.



There are a few ways to get to the museum. You can take a car, take a bus, ride a train, or use MARTA Mobility.



If you drive, you can park in a parking deck underneath the museum. Accessible parking spots are available on Levels P5 and P4. From the parking deck, take the elevator or stairs to Campus Level.



If you take the train or the bus, exit the MARTA station on Arts Center Way. Cross the street using the crosswalk and take the elevator or stairs up one level to Campus Level.



If you use MARTA Mobility or a rideshare service, ask your driver to drop you off at the accessible crosswalk on Arts Center Way. From there, you can take the stairs or elevator up to Campus Level. The museum entrance will be on your left.



This is the entrance to the Wieland Pavilion of the museum. Inside the entrance is the Taylor Lobby.



Inside the Taylor Lobby is the Admissions and Information desk, where you can buy tickets or have your tickets scanned if you bought them online. On busier days, you may have to wait in line for a few minutes.

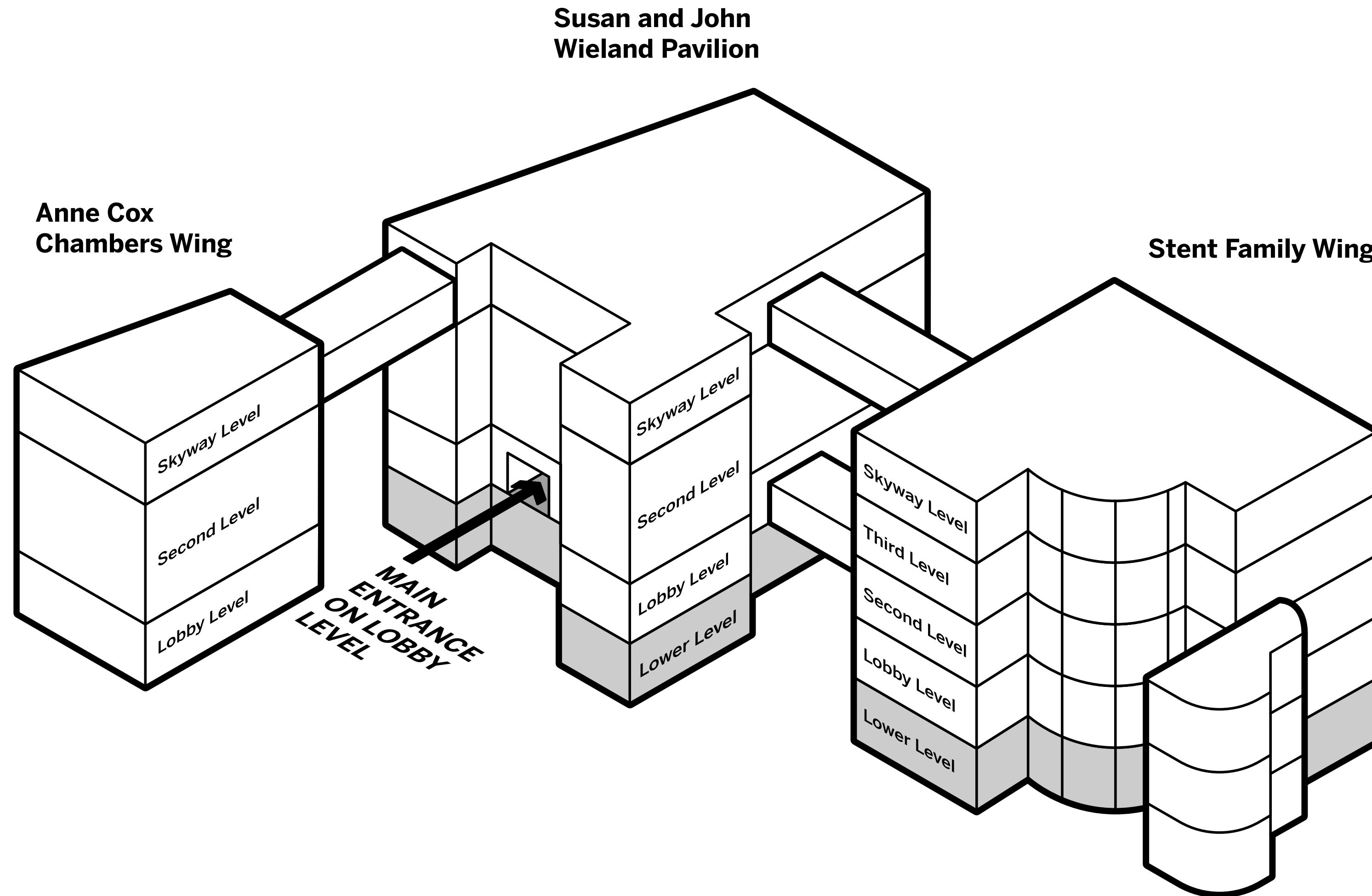
The staff at the admissions desk can share information about where to go and what to see. They also have fidgets, noise-canceling headphones, sunglasses, and a sensory map that you can use while at the museum. The [sensory map](#) has more information about spaces that tend to be quieter and less crowded, have low light, and allow for tactile engagement and activities.




There is a security officer in the Taylor Lobby. The security officer can give you a wheelchair, folding stool, or stroller to use while at the museum. They can also check your backpacks, umbrellas, or jackets at coat check.



The Taylor Lobby also includes a café, the Museum Shop, and restrooms with an accessible stall. There are additional accessible restrooms on nearly every floor of the museum.



General Map
QR Code



Sensory Map
QR Code

The museum is made up of three buildings. You can access a digital museum map and a digital sensory map using these QR codes.



You can use the elevators, the ramp, or the stairs to get around the museum.



While at the museum, you can look at the art, read information on the walls, and talk about what you see with family, friends, or other visitors.

Please remember to walk slowly and speak quietly, and please do not touch the art.



The museum can be very quiet. Other times, like on weekends or during big events, the museum can be crowded and loud. If you need to find a quiet space, ask a staff member or use the [sensory map](#). There is more information about when the museum is busy at the end of this guide.



There are a lot of windows in the Robinson Atrium of the Stent Family Wing that make it very bright on sunny days. The atrium can be very loud when it is crowded.



On very sunny days, it can be bright on the Skyway levels of the museum. The Skyway Level of the Stent Family Wing, which is where the Robinson Atrium is located, is on the fourth floor. The Skyway Level of the Wieland Pavilion, which is where the Taylor Lobby is located, is on the third floor.



There are screens with sound and video in a few galleries. You can locate these screens using the [sensory map](#).



There is seating located throughout the galleries. If you need a longer break, you can also rest in the Robinson Atrium, the Taylor Lobby, or outside on the Orkin Terrace or the Sifly Piazza.

Your admission ticket is good for the whole day. If you want to leave and come back, just show your ticket to the security officer when you come back to the museum.



When you are ready to leave, go to the Taylor Lobby, return any supplies you might have borrowed, and get anything you left at coat check.

We hope to see you at the museum again soon!

More Information

Address: 1280 Peachtree Street, N.E., Atlanta, Georgia 30309
Twenty-Four-Hour Recorded Info: 404-733-4400

Visit high.org for information about exhibitions, programs, and events.
To receive newsletters about these and other programs, sign up at high.org/e-newsletter.

Please note that some days are busier than others. The museum is quietest midweek in the afternoon Tuesday through Friday. The museum is busiest during these recurring events:

Access for All, offered on the third Wednesday of every month from 10 a.m. to 5 p.m.

HIGH Frequency Fridays, offered on the first Friday of every month from 6 to 10 p.m.

First Saturdays, offered on the first Saturday of every month from 10 a.m. to 5 p.m.

Friday Jazz, offered on the third Friday of every month from 6 to 10 p.m.

UPS Second Sundays, offered on the second Sunday of every month from 12 noon to 5 p.m.

The museum is dedicated to reflecting the diversity of its communities and offering a variety of exhibitions and educational programs that engage visitors with the world of art, the lives of artists, and the creative process. Please note that our efforts to make our resources, programs, and museum more accessible are ongoing. If you have suggestions or feedback about accessibility, please contact us at access@high.org.