

# Sensory Map

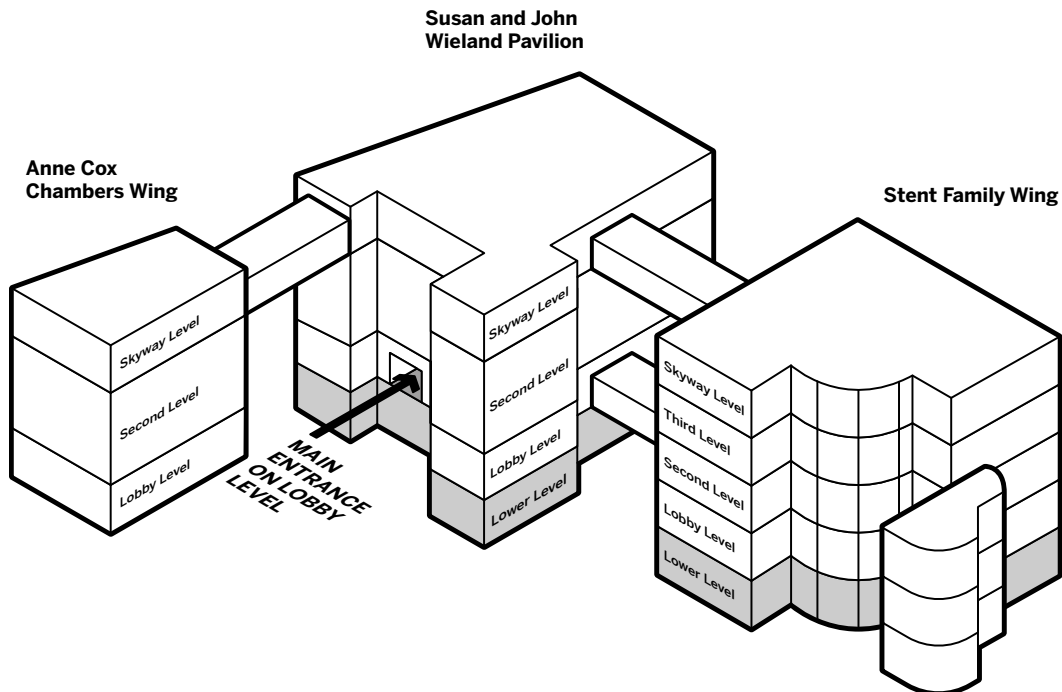
H I G H

# Introduction

Welcome to the High Museum of Art. Use this sensory map as a guide for finding spaces that tend to be quieter and less crowded, have low light, and allow for tactile engagement and activities. Please keep in mind that as the museum's gallery spaces, exhibitions, and events regularly change, parts of this map may not always be up to date. If you need more information during your visit, ask a museum staff member.

The High includes three buildings—the Stent Family Wing, the Wieland Pavilion, and the Anne Cox Chambers Wing. You can move easily from building to building along the Lobby Level or via the glass bridges on the Skyway Level.

All galleries are wheelchair accessible, and there is seating throughout the museum. All restrooms are equipped with an accessible stall, and there are single-use, gender-neutral restrooms on each floor of the Wieland Pavilion and the Anne Cox Chambers Wing.



# S Skyway Level

See more information below about the art on this level. On very busy days, it may be louder in the galleries surrounding the Robinson Atrium. On very sunny days, it may be brighter in the galleries around the Robinson Atrium. There is diffuse natural light on the Skyway Level of the Wieland Pavilion and the Anne Cox Chambers Wing.

## Wieland Pavilion

- Modern and Contemporary Art
- Contemporary Design
- Restrooms
- <Bridges to Stent Family Wing and Anne Cox Chambers Wing>

## Anne Cox Chambers Wing

- Modern and Contemporary Art
- Restrooms
- <Bridge to Wieland Pavilion>

## Stent Family Wing

- African Art
- Folk and Self-Taught Art
- <Bridge to Wieland Pavilion>

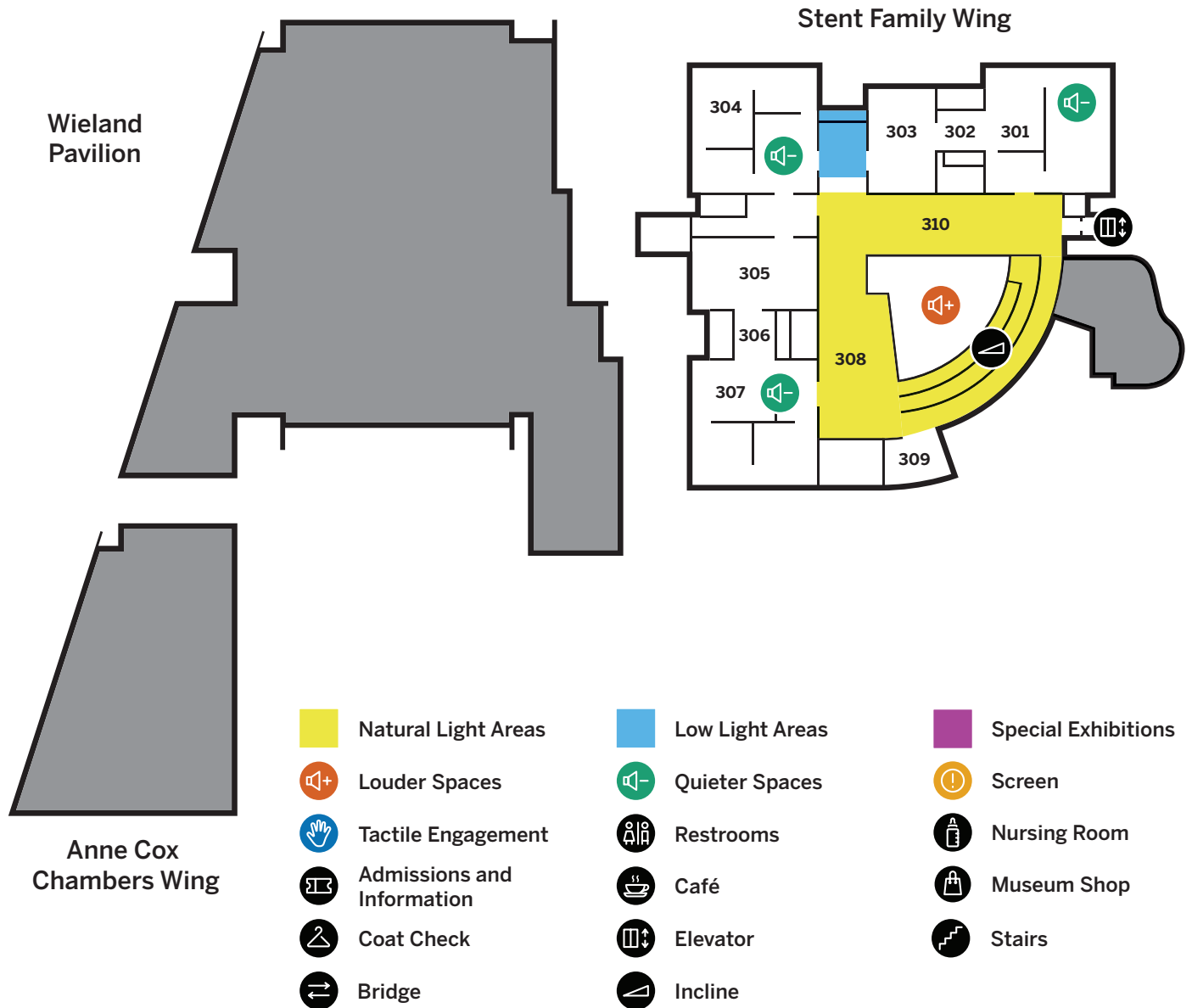


# 3 Third Level

See more information below about the art housed on this level. On very busy days, it may be louder in the galleries surrounding the Robinson Atrium. On very sunny days, it may be brighter in the galleries around the Robinson Atrium.

## Stent Family Wing

- American Art
- Decorative Arts



## 2 Second Level

See more information below about the art and special exhibitions on this level. On very busy days, it may be louder in the galleries surrounding the Robinson Atrium. On very sunny days, it may be brighter in the galleries around the Robinson Atrium. Special exhibitions may include artworks or interpretive materials with audio or visual components. Inquire at the Admissions and Information desk in the Taylor Lobby for more information.

### Wieland Pavilion

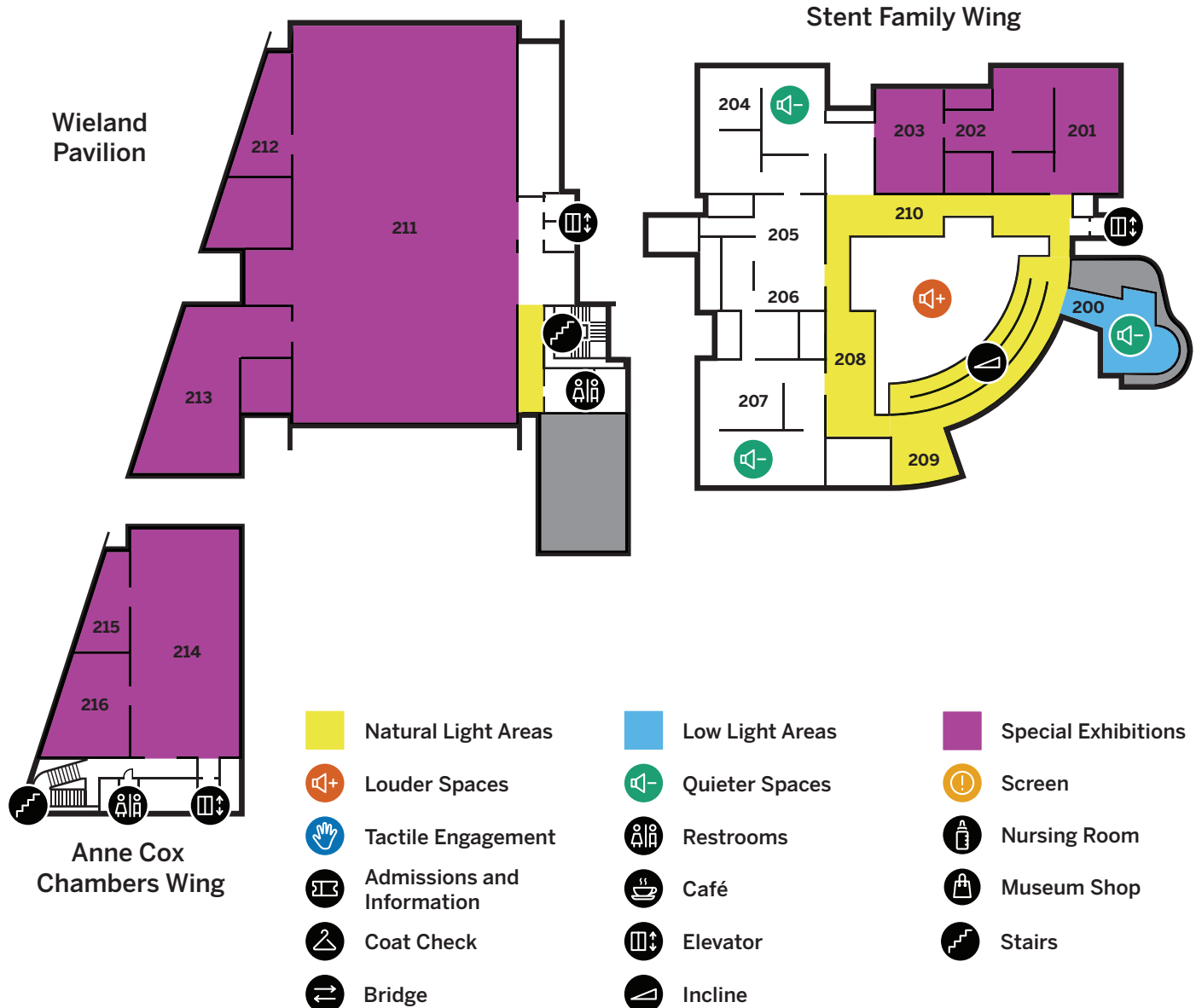
- Special Exhibitions (211–213)
- Restrooms

### Anne Cox Chambers Wing

- Special Exhibitions (214–216)
- Restrooms

### Stent Family Wing

- Special Exhibitions (201–203)
- European Art
- Decorative Arts



# L Lobby Level

On very busy days, it may be louder in the galleries surrounding the Robinson Atrium. On very sunny days, it may be brighter in the Robinson Atrium, Greene Family Learning Gallery, and the Anne Cox Chambers Wing Lobby. There are information screens located throughout the Lobby Level. These screens use video but do not include sound.

## Wieland Pavilion

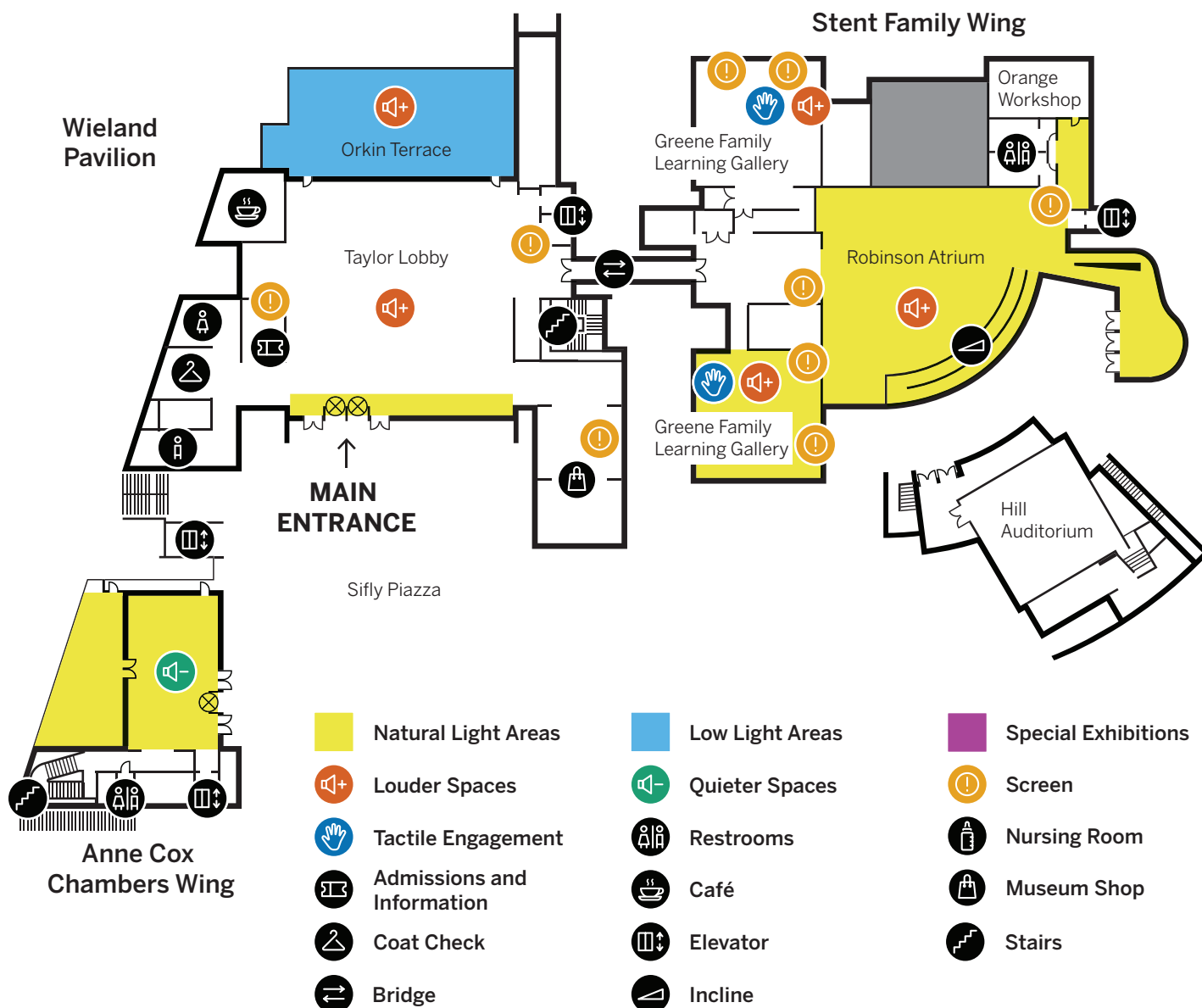
- Main Entrance/Taylor Lobby
- Orkin Sculpture Terrace
- Admissions and Information
- Museum Shop
- Restrooms
- <Bridge to Stent Family Wing>

## Anne Cox Chambers Wing

- Restrooms

## Stent Family Wing

- Robinson Atrium
- Greene Family Learning Gallery
- Restrooms
- <Bridge to Wieland Pavilion and Main Entrance>



# LL Lower Level

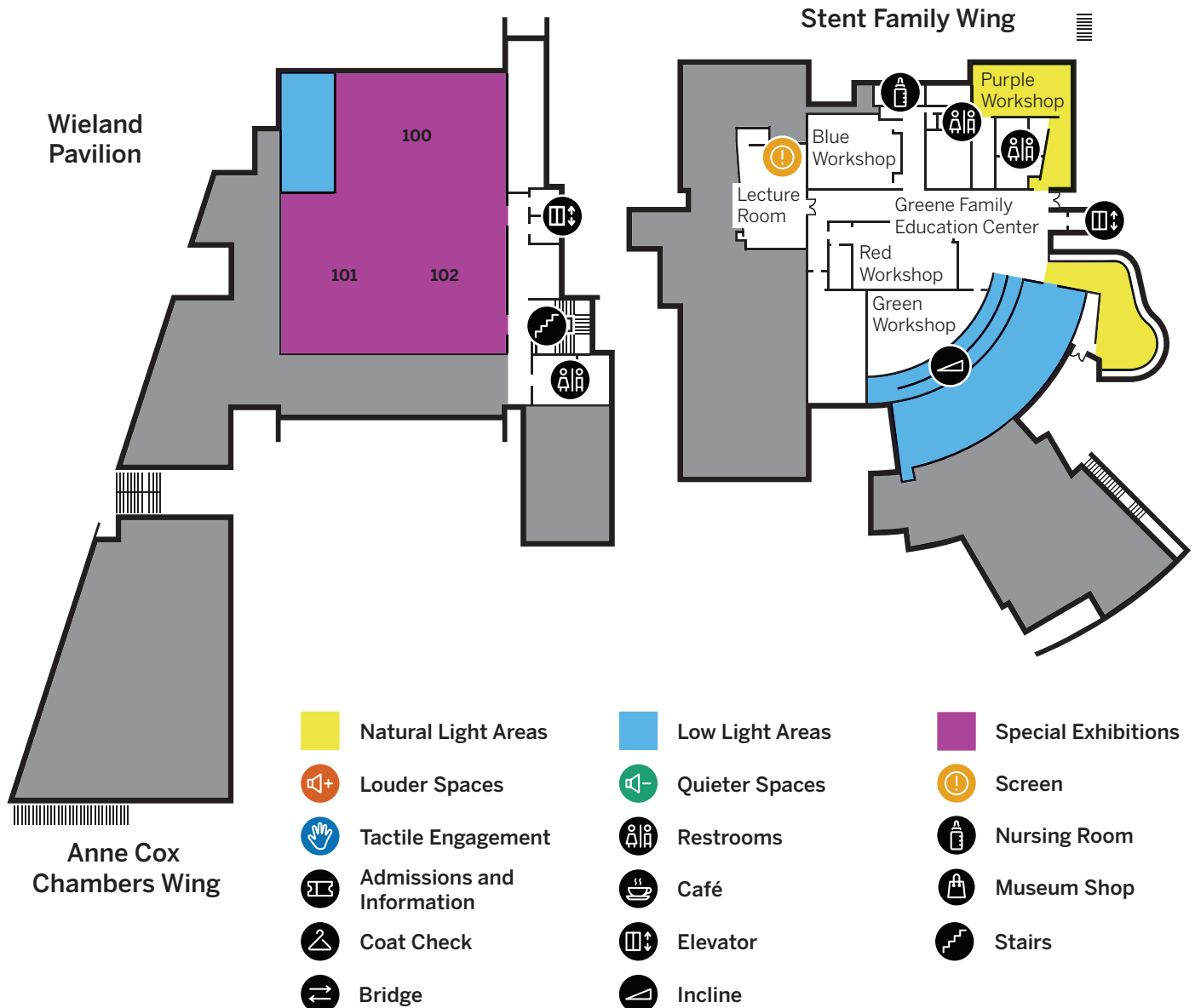
On weekday mornings during the school year, and all day during the summer, it may be louder in the Greene Family Education Center, located on the Lower Level of the Stent Family Wing. Special exhibitions in the Lower Level of the Wieland Pavilion may include artworks or interpretive materials with audio or visual components. Inquire at the Admissions and Information desk in the Taylor Lobby for more information. The lighting is typically lower in the Lower Level of the Wieland Pavilion.

## Wieland Pavilion

- Photography and Works on Paper (100–102)
- Works on Paper Study Room
- Restrooms

## Stent Family Wing

- Greene Family Education Center
- Nursing Room
- Restrooms



# More Information

Welcome to the High Museum of Art. We offer a variety of programs and resources to make the museum more accessible and enjoyable. Visit [high.org/accessibility](https://high.org/accessibility) to learn more about accommodations and museum resources for people with disabilities.

Visit [high.org/events](https://high.org/events) for more information about upcoming and ongoing programs and their locations. To receive newsletters about these and other programs, sign up at [high.org/e-newsletter](https://high.org/e-newsletter).

Please note that our efforts to make the museum more accessible are ongoing. If you have questions or feedback about accessibility at the High, please contact us at [access@high.org](mailto:access@high.org).